



19 November 2024

Loan/Grant No. : 4268-PHI: Supporting Innovation in the Philippine Technical and Vocational Education and Training and Title System Project

Contract No. : **CW301/C: Design and Build of the TESDA Innovation Center (TTIs) with Rehabilitation Works for Region X, (RTIC-Tagoloan, Misamis Oriental, Mindanao)**

ADDENDUM NO. 1

Sr. No.	Clause No.	Original (instead of)	Addendum/ Amendment (Read As)																														
1	Section 6. Employer's Requirements XXVI. ANNEXES	<p>XXVI. ANNEXES</p> <table border="1"> <tr><td>Annex A -</td><td>Schematic Perspective</td></tr> <tr><td>Annex B -</td><td>Space Matrix</td></tr> <tr><td>Annex C -</td><td>Branding</td></tr> <tr><td>Annex D -</td><td>Schematic Floor Plans</td></tr> <tr><td>Annex E -</td><td>RTIC Focal Area Showcase Components and Innovation Makerspace Specifications</td></tr> <tr><td>Annex F -</td><td>Initial Environmental Examination</td></tr> <tr><td>Annex G -</td><td>Minimum requirements for rehabilitation / renovation works</td></tr> </table>	Annex A -	Schematic Perspective	Annex B -	Space Matrix	Annex C -	Branding	Annex D -	Schematic Floor Plans	Annex E -	RTIC Focal Area Showcase Components and Innovation Makerspace Specifications	Annex F -	Initial Environmental Examination	Annex G -	Minimum requirements for rehabilitation / renovation works	<p>XXVI. ANNEXES</p> <table border="1"> <tr><td>Annex A -</td><td>Schematic Perspective</td></tr> <tr><td>Annex B -</td><td>Space Matrix</td></tr> <tr><td>Annex C -</td><td>Branding and General Material Specifications</td></tr> <tr><td>Annex D -</td><td>Schematic Floor Plans</td></tr> <tr><td>Annex E -</td><td>RTIC Focal Area Showcase Components and Innovation Makerspace Specifications</td></tr> <tr><td>Annex F -</td><td>Initial Environmental Examination</td></tr> <tr><td>Annex G -</td><td>Minimum requirements for rehabilitation / renovation works</td></tr> <tr><td>Annex H -</td><td>Project Information Signage and Guidelines</td></tr> </table>	Annex A -	Schematic Perspective	Annex B -	Space Matrix	Annex C -	Branding and General Material Specifications	Annex D -	Schematic Floor Plans	Annex E -	RTIC Focal Area Showcase Components and Innovation Makerspace Specifications	Annex F -	Initial Environmental Examination	Annex G -	Minimum requirements for rehabilitation / renovation works	Annex H -	Project Information Signage and Guidelines
Annex A -	Schematic Perspective																																
Annex B -	Space Matrix																																
Annex C -	Branding																																
Annex D -	Schematic Floor Plans																																
Annex E -	RTIC Focal Area Showcase Components and Innovation Makerspace Specifications																																
Annex F -	Initial Environmental Examination																																
Annex G -	Minimum requirements for rehabilitation / renovation works																																
Annex A -	Schematic Perspective																																
Annex B -	Space Matrix																																
Annex C -	Branding and General Material Specifications																																
Annex D -	Schematic Floor Plans																																
Annex E -	RTIC Focal Area Showcase Components and Innovation Makerspace Specifications																																
Annex F -	Initial Environmental Examination																																
Annex G -	Minimum requirements for rehabilitation / renovation works																																
Annex H -	Project Information Signage and Guidelines																																

ZEUS VINCENT A. MADRID
 Bids and Awards Committee (BAC) - B Vice Chairperson



ANNEX H.

PROJECT INFORMATION SIGNAGE AND GUIDELINES AT PROJECT SITE

A. Project Signage and Hoarding Requirement

1. Project Information Sign Board

- a. The Contractor is responsible for the supply, installation, and maintenance of the project information sign board. There shall be a single project information sign board at each site or if it is a linear site (rail, road, transmission line, tunnel etc.), a project sign board at each end of the site.
 - b. The Contractor shall submit a proposed design of the project information sign board to the employer / client for approval within 10 days of the contract effective date.
 - c. The submitted design proposal will include the following elements:
 - Location(s)
 - Materials
 - Layouts
 - Content
 - Font type and size
 - Sample colors
 - d. No other external signage visible to the public is allowed except with the approval of the employer / client. If external signage, other than what is required under this contract, is obligated under the law of the country, the contractor shall inform the employer/ client before posting it.
2. The contractor may not post, nor display any sign or item that could provide misleading information about the project owner and/or financiers. Hoarding / site fence shall have no other branding (including corporate).
 3. No national symbols or flags other than those of the borrower/ grant recipient may be displayed without the express approval of the borrower/grant recipient.
 4. Non-compliance with the project signage and hoarding requirements constitutes a breach of the contract and entitles the employer/ client to suspend the contract.
 5. The employer can suspend the works until non-compliance is fully rectified and if suspension results in a delay in completion of the works, the employer is entitled to liquidated damages (or delay damage).

B. Project Sign Board Design Requirement

6. The project sign shall include the following:
 - a. Borrowing country flag/logo
 - b. ADB Logo (in accordance with Branding Tool Kit – Visual identity guidelines of the Asian Development Bank)
 - c. Cofinancer(s) logo/flag as applicable (list all relevant financiers)
 - d. Project and Contract package title
 - e. Contractor's name
 - f. Supervision consultant's name (if applicable)
 - g. Complaint handling contact information (email and/ or phone number)
7. Sign dimensions and other requirements
 - a. Each sign shall be a minimum of 2.5 Meters X 2.5 Meters.
 - b. The fonts used shall be visible from a distance.
 - c. The sign shall be made with weatherproof materials, appropriate for the whole contract implementation period. If the sign is damaged or becomes unreadable, the sign shall be replaced.
 - d. The language of the signage – national/ local language and English.↵

Project Signage Logo Guidelines

WHEN TO USE THE ADB LOGO WITH WORDMARK

Use the ADB logo with a wordmark for project sites fully funded by ADB only.

Example application - horizontal (Hoarding, banner mesh, fence wrap):



Fully funded


Example application - vertical (Signboard):



Fully funded

ADB LOGO SIZE

The height of the ADB logo should be equal with the height of the national flag / symbol.



ADB LOGO FOR WHITE AND DARK BACKGROUND

Use the standard ADB logo for white background.



Use the ADB logo w/ outline for dark background.




DOWNLOAD ADB LOGO FILES

ADB LOGO WITH WORDMARK

For white background


 The image shows the ADB logo consisting of a blue square with the white letters 'ADB' inside, followed by the text 'ASIAN DEVELOPMENT BANK' in a smaller, dark blue font.	DOWNLOAD LINK: https://bit.ly/ADBLogowithWordmarkforWhiteBackground
---	---

For dark background (ADB logo with outline)

 The image shows the ADB logo on a black background. The blue square with 'ADB' has a white outline, and the text 'ASIAN DEVELOPMENT BANK' is also in white.	DOWNLOAD LINK: https://bit.ly/ADBLogowithWordmarkforDarkBackground
---	---

ADB LOGO WITHOUT WORDMARK

For white background

 The image shows the ADB logo as a solid blue square with the white letters 'ADB' inside.	DOWNLOAD LINK: https://bit.ly/ADBLogowithoutWordmarkforWhiteBackground
---	---

For dark background (ADB logo with outline)

 The image shows the ADB logo as a blue square with 'ADB' inside, surrounded by a thick black square outline.	DOWNLOAD LINK: https://bit.ly/ADBLogowithoutWordmarkforDarkBackground
--	---